

Introduction

Target group

This FFP2 face mask is intended as a filter for use against the inhalation of particles and viruses in the air.

This face mask has been developed for one-time use, during a single shift.

Symbols used in this guide

The following symbols are used in this guide:



Indicates a hazardous situation that may result in physical harm or damage to the product.



Indicates useful information.



Identification of the producer.

Warranty

The warranty for this FFP2 face mask ends once the expiry date shown on the mask (mm/yyyy) has been exceeded. After this date, this mask may be less effective.

Contact



AFPRO Filters B.V.
Berenkoog 67
1822 BN te Alkmaar,
The Netherlands
www.afprofilters.com

Product description

Intended and unintended use

An FFP2 face mask is intended for use as a filter for air inhaled during breathing. This mask is intended as a half-face mask and is meant solely to protect the user from the inhalation of particles and viruses. This mask is not intended as a filter for liquids, odours, gases and volatile fumes. This mask is an item of personal protective equipment (PPE) for general use in conditions where class FFP2 breathing protection is necessary.

Useful life

This FFP2 face mask is intended for once-only use for the length of a shift (single shift).

Materials and allergies

This FFP2 face mask is made from polypropylene, spunbond polypropylene, wrapped, flame-retardant polyester and bi-component spunbond nonwoven fabric.

▲ As far as it is known, the materials used do not trigger any allergies. Nevertheless, if use of the face mask causes irritation then discontinue use immediately.

● This face mask contains no natural rubber.

Conformity

This face mask is an FFP2 face mask and is covered by personal protective equipment category III.

This face mask meets the following requirements:

- Technical Specification: BSI's PPE for Healthcare Professionals 2020/403 – Respiratory Protective Equipment, according to EU_2020_403 Technical Specifications for Covid-19.
- EN 149:2001+A1:2009
- PPE Regulation (EU) 2016/425. NB 2797 - BSI Group The Netherlands B.V.,
- John M Keynesplein 9, 1066 EP Amsterdam, The Netherlands. CE 2729

For a full declaration of conformity of this face mask, see: <https://www.afprofilters.com/product/disposable-masks/TC-2-B1/DeclarationOfConformity/>

Safety

Symbols on the product and on the packaging

Symbol	Explanation
	Immediately after use, this face mask must be disposed of in a bin for general waste or according to the local regulations.
	CE marking and identification number from the Notified Body. This face mask meets the requirements of the Personal Protective Equipment (PPE) - Regulation (EU) 2016/425.

Safety instructions

▲ Warning!



▲ Read the instructions for use before using this face mask.



▲ Do not use this face mask after the expiry date shown on the mask (mm/yyyy). After this date, this mask may be less effective.

▲ Use this face mask only as described in these instructions for use.

▲ When using this face mask always follow the local safety instructions.

▲ Replace this face mask if correct use of it cannot be guaranteed.

▲ Wear this face mask continuously during periods of possible exposure to particles and viruses in the air. Failure to wear this mask, even for part of the time, during possible exposure, may result in serious damage to your health.

▲ Throughout the period of use, ensure that this face mask provides a good and airtight fit against the face (see *Use*).

▲ Always use the whole of the face mask. 6 Loose elastic straps may become hooked or caught on rotating machinery or parts. Do not allow the elastic straps of this face mask to hang loose during use.

Instructions for use

FFP2 face mask



See also the instruction video
manual-tcb.afprofilters.com



AFPRO Filters B.V.
Berenkoog 67
1822 BN, Alkmaar
Nederland

sales@afprofilters.com
www.afprofilters.com

English (translation)
Version 3 – 06/2021

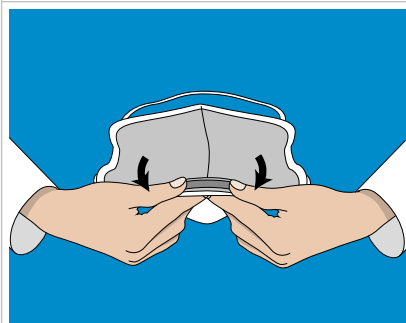
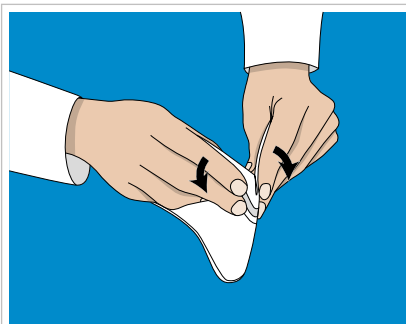
- ⚠ Use this face mask once only, for a maximum of one shift. After use, throw the mask in a bin for general waste.
- ⚠ Discontinue using this face mask if the breathing resistance becomes too high.
- ⚠ Do not use this face mask on a damp or wet face.
- ⚠ If the face mask is worn over a beard, its optimum effectiveness cannot be guaranteed.
- ⚠ Do not use this face mask in an environment in which the pollution and/or concentrations in the air are unknown.
- ⚠ Do not use this face mask if the oxygen content of the air is lower than 19,5%.
- ⚠ Do not use this face mask where the relative humidity is higher than 80%;
- ⚠ This face mask should only be used at a temperature of between -20°C and +40°C;
- ⚠ Do not use this face mask near to naked flames or in an explosive environment.
- ⚠ This face mask cannot be altered, cleaned or repaired.

Use

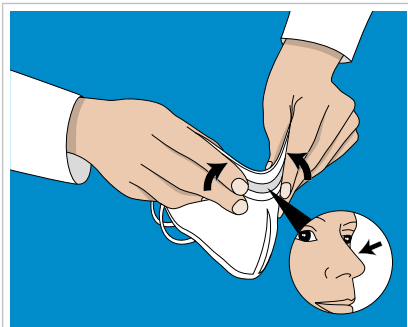
Putting on the mask

Put the mask on as follows:

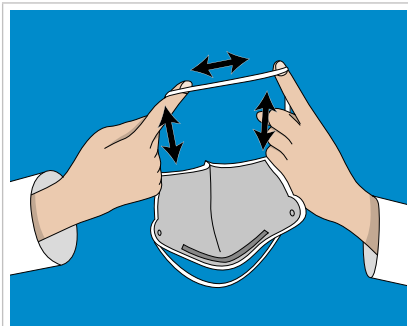
1. Wash and sanitise your hands.
2. Pick up the mask.



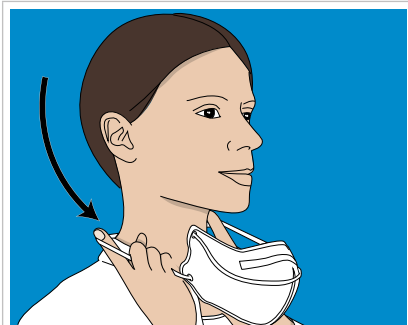
3. Unfold the mask by bending the nose flap until fully horizontal.



4. Fold the nose piece in the shape of the top of your nose.



5. Grip the bottom strap with both hands and stretch the strap with your index fingers.



6. Pull the bottom strap over your head until the strap rests on your neck.



7. Grip the top strap and place the strap on the back of your head.



8. Take hold of the mask with both hands by the front and position the nose piece on your nose.


1. Ensure that the bottom part of the mask sits below your chin.



9. Press downwards with both index fingers and middle fingers along the top of your nose where the aluminium strip is located.



10. Repeat this a number of times along both sides of your nose, until the aluminium strip fits fully against your nose.



11. Breathe out and check that there are no leaks occurring around the mask.


1. If a leak occurs around the nose, repeat steps 9 and 10 until the mask fits properly.

Taking off the mask

Take off the mask as follows:



1. Grip the both straps, stretch these a little with your fingers while simultaneously pulling the straps forwards over your head.



2. Immediately throw the mask in a bin for general waste.

3. Wash and sanitise your hands.

Storage and transport

Instructions for storage and transport of the face mask:



- ⚠ Always store and/or transport this face mask within a temperature range of between 5° and 40°C.



- ⚠ Always store and transport this face mask at a humidity level of below 80%.



- ⚠ Do not store and/or transport this face mask in direct sunlight.

- ⚠ Always store and transport this face mask in its original packaging.
- ⚠ Always store this face mask in a clean, hygienic, ventilated and dry place.
- ⚠ Always keep these instructions for use with the face mask.
- ⚠ Follow the instructions for correct storage of this face mask shown on the packaging.